

English Task – 18.6.20

[Click here for a printable version of this task](#)

This week we continued reading the text 'Bear and Rabbit.' You had practiced your punctuation skills and corrected lots of sentences. Today you will have the opportunity to apply these skills to your writing.

Today's English focus is:

Writing

Today is an opportunity to write and share your **first paragraph** of writing. Write your first paragraph in your **yellow book** and then type this up on the blog. I will give you feedback on your writing so far.

You can continue your writing in your **yellow books**. Once you have finished, read over and **edit** your work.

Tomorrow, a **new blog** will be posted for you to share your **finished pieces**. You may like to write this in your **best handwriting** with all of the corrections.

You can send a **photo** tomorrow of your finished writing pieces and I will add them to the **gallery** in **tomorrow's writing blog**.

Task

Skill: To continue writing a story.

Writing Task

What do you think happens next in the story?

Carry on the story after page 45

Start your story with

'They followed Castor around the bend. Just where their stream usually flowed into the lake, it was blocked, by a dam made of trees. Very familiar trees...'

You may like to read over the text again [here](#) to remind yourself of the events that happened.

Top Tips

Look at the story structure for some help. As we are not writing the whole story, I have highlighted important parts to include in yellow below.

<h3>Writing a Story</h3>	
Purpose	<i>These texts are fictional (made up) and their purpose is to entertain the reader.</i>
Structure	<p>All stories are organised in the same basic way, with five main sections:</p> <ol style="list-style-type: none"> Beginning: Introduce the main characters and the setting. Build-up: The story gets going and the characters start to do something. Tension is built up for the reader as the events start to move towards a climax. Climax: Something exciting happens or goes wrong for characters. This is the most interesting part of the story. Resolution: The problem is sorted out in some way. Ending: All the loose ends are tied up. The characters reflect on or think about what has happened.
Story Ingredients	<p>Important story ingredients to include in your writing:</p> <p>Setting Introduce at the beginning of the story: This can include the place, the time (present future or past) and the season / time of day (a winter's evening, a summer's day). Try to include this information at the beginning.</p> <p>Describe throughout the story: Include description of the setting all the way through your story to add atmosphere for the reader and help them to imagine what the story is like. Try to use some of the five senses. Use powerful vocabulary- verbs, exciting adjectives and similes to make your writing interesting.</p> <p>Character You need to describe the characters appearance, say how their voice sounds and how they move.</p>

Checklist

- Paragraphs (follow the structure in the top tips!)
- Punctuation & Spelling – keep reading over your work regularly.
- Detail – the more detail and description you use, the more interesting your story will be! Look at the story ingredients above.




Support

You might like to plan your writing first by jotting down some ideas before you start writing your story. [Click here for a story plan](#) (you don't need to fill in the beginning box on the plan).

Word bank

Adjectives	Powerful verbs	Adverbs
disgusting	stamped	loudly
horrendous	screamed	carelessly
beautiful	cried	ferociously
shining	rampaged	carefully
perfect	whimpered	stupidly
smelly	whispered	silently
hairy	tiptoed	menacingly
soft	danced	quietly
striking	shuffled	loudly
shocking	leapt	energetically
terrifying	raced	rapidly
funny	roared	viciously
red	declared	gracefully

Sentence openers

Sentence Openers				
Time	Order	Where	To add information	Comparisons
One day	At first	In the middle of the...	Again	However
One morning	First	Under the bridge....	Also	Yet
One evening	Second	Over the bridge....	Another	Despite
After that	Third	In the distance.....	Along with....	Still
After a while	Then	Far away.....	For example....	Unlike
Before long	Last	In a far off land.....	As well as	Even though
Afterwards	Finally	Inside of.....		Although
As soon as	Next	At the end of.....		Rather than
At last	Then	On top of the....		
A moment later		Next to the.....		
In the meantime		Nearby....		
Later on		Opposite the.....		
Meanwhile				
Soon				
During				
Now				
Next week				
All of a sudden				

Remember to look at the **top tips** to make sure you include **important features** in your writing. I look forward to reading your **first paragraph today** and **all** of your writing **tomorrow**.