

English Task – 3.6.20

[Click here for a printable version of this task](#)

Well done with your grammar work yesterday!

Today's English focus is:

Spelling & Handwriting

Task

Complete the spelling task below. Use the spelling ideas below to practise your spellings. Complete this activity in your **yellow homework book**. Once you have had a go at your spellings write your **sentences using joined handwriting**. You may like to take a photo of your neat handwriting, which I can display on the blog. You could also type one of your own sentences on the blog showing excellent spelling.

Spelling

**Practise each word. Choose two and write their definitions.
Choose two to write in sentences.**

interest
knowledge
length
material
mention

island
learn
library
medicine
minute

Nelson Handwriting Reminder:

The Nelson Handwriting font for teaching handwriting.

abcdefghijklmnopqrstuvwxyz

ABCDEFGHIJKLMNOPQRSTUVWXYZ

1 2 3 4 5 6 7 8 9 0

The Four Joins

1. to letters without ascenders
2. to letters with ascenders
3. horizontal joins
4. horizontal joins to letters with ascenders

abcdefghijklmnopqrstuvwxyz

The **break letters** (letters that aren't joined **from**) are:






b g j p q x y z s

Top Tips:

Try these fun spelling techniques to help you practise spelling each word.

Pick & Mix Spelling

Some ideas to make spelling more fun!

<p>IN THE SPOTLIGHT</p> <p>Write each word once with all the consonants in BLUE and Vowels in RED</p> <p>word</p>	<p>WORD HIDE & SEEK</p> <p>Write each spelling once with your eyes open and once with your eyes closed.</p> 	<p>RAINBOW WORDS</p> <p>Write each spelling once using a different colour for each letter.</p> <p>RAINBOW</p> 																									
<p>ORDER, ORDER!</p> <p>Write your spellings in alphabetical order.</p> 	<p>SPELLING STORY</p> <p>Write a short story using each spelling words at least once. Add an illustration too!</p> <p>Once upon a time there was a word . .</p>	<p>WORDSEARCH</p> <p>Create your own wordsearch of your spellings then highlight all the hidden words.</p> <table border="1"><tbody><tr><td>w</td><td>f</td><td>b</td><td>s</td><td>w</td></tr><tr><td>e</td><td>i</td><td>r</td><td>e</td><td>a</td></tr><tr><td>t</td><td>s</td><td>e</td><td>a</td><td>t</td></tr><tr><td>w</td><td>h</td><td>a</td><td>i</td><td>e</td></tr><tr><td>b</td><td>l</td><td>u</td><td>e</td><td>r</td></tr></tbody></table>	w	f	b	s	w	e	i	r	e	a	t	s	e	a	t	w	h	a	i	e	b	l	u	e	r
w	f	b	s	w																							
e	i	r	e	a																							
t	s	e	a	t																							
w	h	a	i	e																							
b	l	u	e	r																							
<p>HOW MUCH?</p> <p>Write each word once and how much it is worth by counting the number of letters.</p> <p>Word = 4</p>	<p>SAY CHEESE!</p> <p>Look at the word. Take a mental picture. Cover the word & now write it 3 times.</p> 	<p>QUICKWRITE</p> <p>Look at the word. Now see how many times you can write the word in 1 minute. Challenge a friend parent or teacher!</p> 																									

Let us know on the blog which ones you had a go at!

Handwriting practice

Click below to practise your handwriting joins

Challenge

Enjoying this activity?

Why not play some fun spelling games to challenge yourself!

https://www.learninggamesforkids.com/word_games/spelling-games/clueless-crossword.html

<http://www.ictgames.com/mobilePage/lcwc/index.html>

<http://resources.hwb.wales.gov.uk/VTC/2011-12/english/reading-games/antonym-splat/index.html>