

Maths Task – 3.6.20

MNP Workbook: 3A

Chapter 5: Length






Lesson 5&6: Comparing lengths (pages 150-153)

Skill: I can compare lengths.

This week we will recap on measuring length. Today we will focus on comparing lengths.

Let's Recap...

In Focus

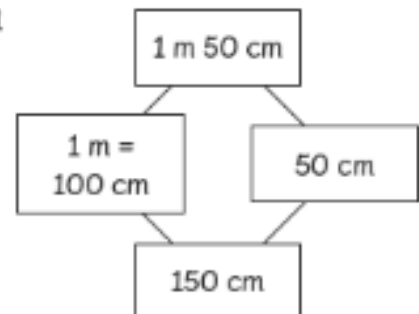
name	height
 Hannah	155 cm
 Charles	1 m 50 cm
 Lulu	105 cm
 Elliott	1 m 60 cm
 Holly	98 cm

Who is taller? Charles or Lulu?

Let's Learn



Method 1



is 150 cm.

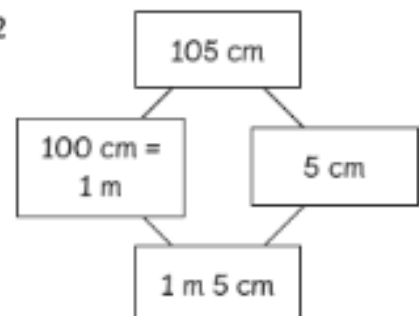


is 105 cm.



is taller.

Method 2



name	height
 Charles	1 m 50 cm
 Lulu	1 m 5 cm



is taller.

Now have a go at the Guided Practice below in your yellow homework book.

Guided Practice

1



I ran 2 km 45 m.

Ruby



I ran 2450 m.

Amira

Who ran a longer distance?

2

Sam ran 5 km 80 m last week.
This week he ran 5800 m.
Next week, he plans to run 580 m.

Which distance is longer?



580 m or 5800 m?



5 km 80 m or 5800 m?

Now you have warmed up, you are ready to complete your Maths No Problem worksheets.

MATHS
NO PROBLEM!

Complete Maths No Problem worksheet 5&6 (pages 150-153). Once you have completed, ask an adult to help check your answers using the MNP website.

Support

If you are finding these worksheets tricky, click on the BBC Bitesize website for further support.

BBC
Bitesize
Daily

<https://www.bbc.co.uk/bitesize/topics/z4nsgk7/articles/zqf4cwx>

You may wish to watch some video clips to support your learning here:

<https://www.bbc.co.uk/bitesize/topics/z4nsgk7/resources/1>

If you need to ask a question, post it on the blog and I can help.

Extension Work

Click on Busy Things:

Key Stage 2, Years 3&4 – Complete the length quiz and other games on length and distance.

<https://www.busythings.co.uk/play/>