

Maths Task – 4.6.20

MNP Workbook: **3A**

Chapter 5: **Length**

Lesson 7&8: **Solving word problems** (pages 154-156)

Skill: I can solve word problems involving addition and subtraction of lengths.

This week we will recap on measuring length. Today we will focus on solving word problems involving addition and subtraction of lengths.

Let's Recap...

In Focus

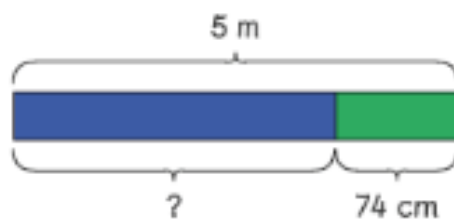
Hannah had 5 m of yarn.
She used 74 cm of it.



How much yarn did Hannah have left?

Let's Learn

Method 1

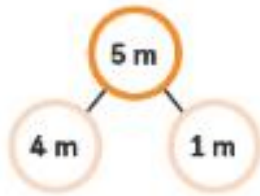


$$500 - 74 = 426$$

She had 426 cm of yarn left.




Method 2



$$100 - 74 = 26$$

She had 4 m 26 cm of yarn left.



Guided Practice

1 A piece of red ribbon is 1 m long.
A piece of blue ribbon is 89 cm long.
Find their total length in centimeters.

2 Elliott had a 3 m rope.
He used some and had 64 cm of it left.
How much rope did he use?

3 I am 1 m 38 cm tall.  Lulu  Holly I am 109 cm tall.

How much taller is  than  ?

Now have a go at the Guided Practice below in your yellow homework book.

Now you have warmed up, you are ready to complete your Maths No Problem worksheets.

MATHS
NO PROBLEM! 

Complete Maths No Problem worksheet 7&8 (pages 154-156). Once you have completed, ask an adult to help check your answers using the MNP website.

Support

If you are finding these worksheets tricky, click on the BBC Bitesize website for further support.



<https://www.bbc.co.uk/bitesize/topics/z4nsgk7/articles/zqf4cwx>

You may wish to watch some video clips to support your learning here:

<https://www.bbc.co.uk/bitesize/topics/z4nsgk7/resources/1>

If you need to ask a question, post it on the blog and I can help.

Extension Work

Click [HERE](#) for some more word problems.

Start with the R questions, followed by A and if you want a super challenge try the G questions!