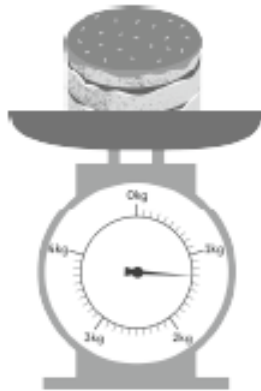


Name: \_\_\_\_\_ Class: \_\_\_\_\_ Date: \_\_\_\_\_

## Worksheet 3

### Reading Weighing Scales

1 Find the mass of each item below.

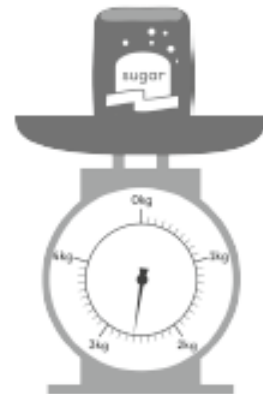


(a) The cake weighs about

kg  g.


(b) The mass of 1 bag of sugar is about

kg  g.

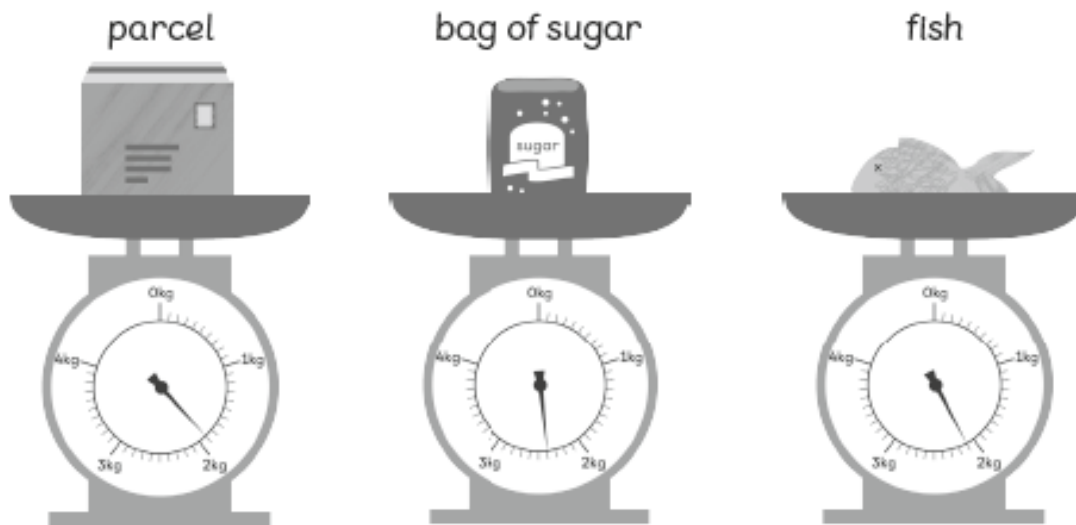


(c) The mass of a fish and a chicken

is about  kg  g.



2 Fill in the blanks.



(a) The  is the lightest.

(b) The  is the heaviest.

(c) The mass of the fish is about  kg  g, while the mass of the parcel is about  kg  g.

(d) The bag of sugar is about  g  (heavier/lighter) than the fish.

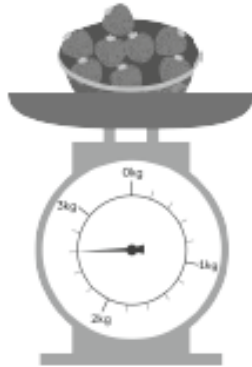
(e) Arrange the items from the heaviest to the lightest.

, ,

# Worksheet 4

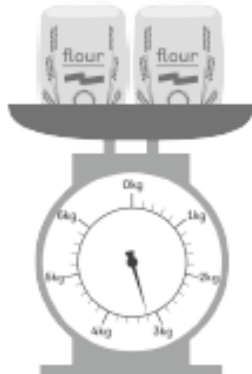
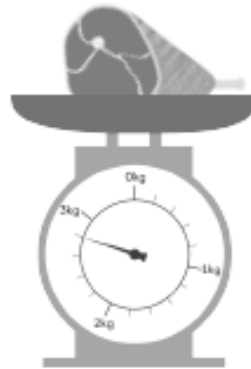
## Reading Weighing Scales

1 Find the mass of each item below.




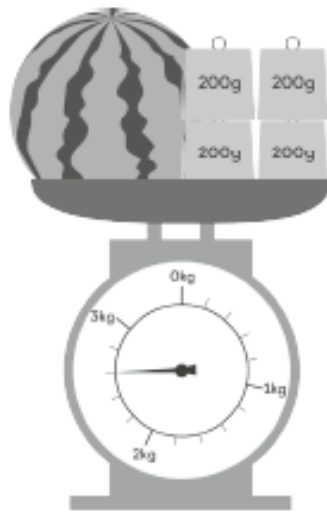
(a) The basket of strawberries weighs about  kg  g.

(b) The mass of the ham is about  kg  g.



(c) The mass of 2 bags of flour is about  kg  g.

- 2 Look at the watermelon and coconut.  
Fill in the blanks.



- (a) The  is lighter.
- (b) The  is heavier.
- (c) The mass of the watermelon is about  kg  g,  
while the mass of the coconut is about  kg  g.
- (d) The watermelon is  g   
(heavier/lighter) than the coconut.
- (e) The mass of 5 similar coconuts is about  kg.