



Wordsearch

HOW MANY CAN YOU FIND?

Q I T W I M Z M Y A F J B G X T Q C Z G
O S S K E N K G P G W E I S Y S H E J A
C N F V E I A D A O L S M H P K W E P G
H C Y I N S G D R F V U X Z Y A D X V R
U N O G R J H L A M K W Y V A C P Q L P
R Q T T F O D S W A U C W E E N O O E G
C Z E S W G T X K R R X K Q Y Q O N L X
H U P T D D R E N U O M A C D H N I A M
I G V A Z W R T Y H W J E K I F T N O S
L B G D U V A S E S V A N D S V A P E F
L I U X W S U A U I H C R C P Q E C T P
R A O V J S B P R F O O E U I N R C O V
X E R A Y O D X O U Y E J C T O G C W I
B C Y S D J R W P Y C C P R F N N S W C
V M T F Z S T R E E T A J Z I Z N X X T
Y F R L O W H X H P U F A A R E M C U O
Y M A C I Q Q C X S U E T U E L Z O W R
E W P F G F C D K K Z I F U N K R J K Y
R K F E L V B G K T R U Q X K R X A C M
H D C O Q A W S C B C K Q E E H H Y R J

VICTORY

QUEEN

EUROPE

KING

SPITFIRE

WORLD WAR TWO

HMS

GREAT BRITAIN

BELFAST

ARMED FORCES

PARTY

FISH PASTE

CHURCHILL

STREET

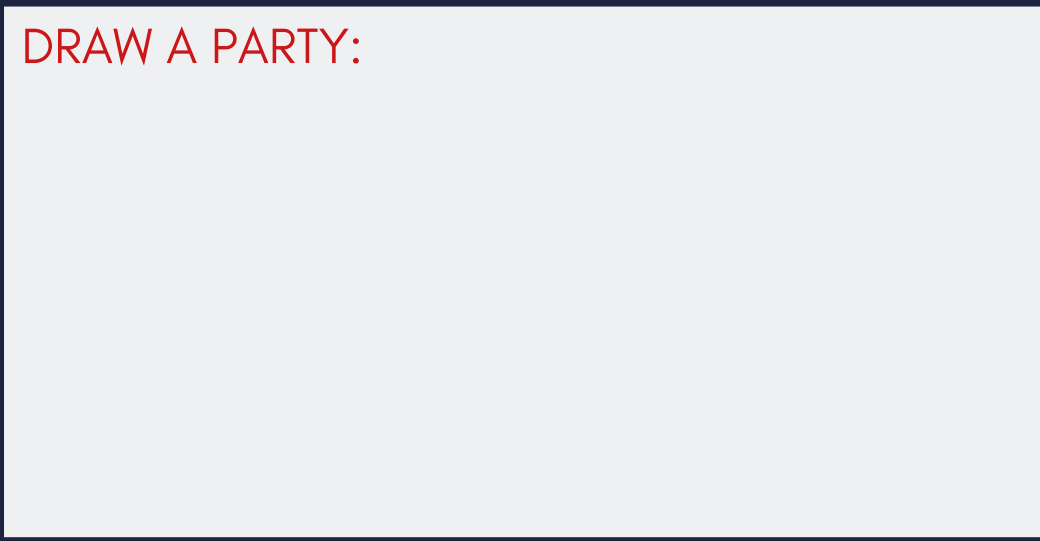
RBLI
100



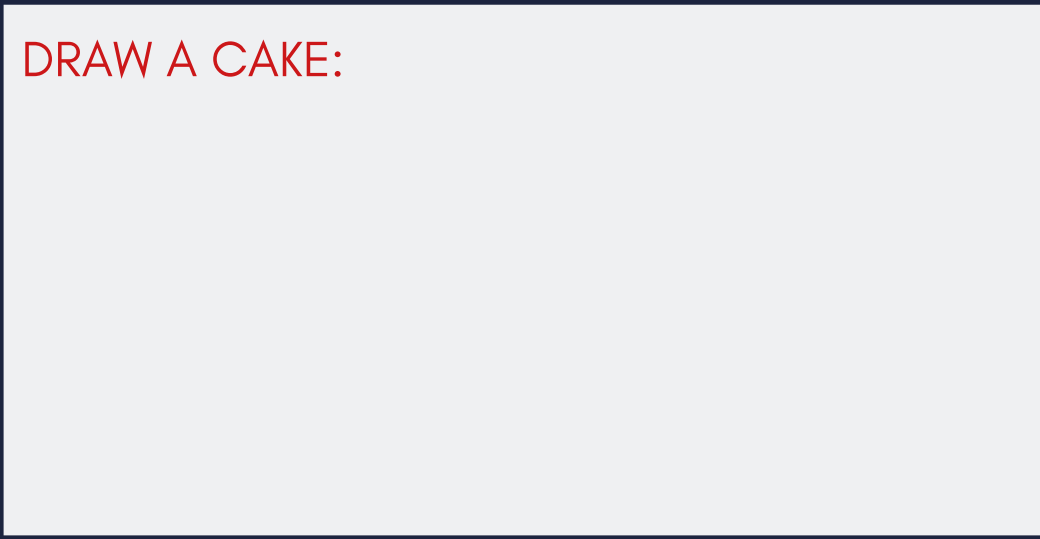
Drawing Challenge

CHANNEL YOUR INNER ARTIST

DRAW A PARTY:



DRAW A CAKE:



Post a photo of your drawing on social media with #RBLI or tag us:



@rbli



@RoyalBritishLegionIndustries



@rblicharity



Spot the Difference!

THERE ARE TEN DIFFERENCES IN THE PICTURES BELOW - CAN YOU SPOT THEM ALL?





VE Day Quiz

SEVEN QUESTIONS ABOUT VE DAY - HOW MANY CAN YOU GET RIGHT?

1. WHAT DATE DID ADOLF HITLER COMMIT SUICIDE, WHICH LEAD GERMANY TO SURRENDER TO ALLIED FORCES?
2. WHO SAID THIS? - "WE MAY ALLOW OURSELVES A BRIEF PERIOD OF REJOICING. TODAY IS VICTORY IN EUROPE DAY".
3. HOW LONG DID THE SECOND WORLD WAR LAST?
4. WHEN DID RATIONING IN BRITAIN END?
5. WHEN DID JAPAN SURRENDER?
6. HOW MANY PEOPLE CELEBRATED IN THE STREETS OF THE UK WHEN NEWS BROKE OUT THAT THE WAR WAS OVER?

1. 30TH APRIL 1945
2. SIR WINSTON CHURCHILL
3. SIX YEARS AND ONE DAY
4. JULY 1954
5. AUGUST 15 1945
6. MORE THAN 1 MILLION PEOPLE



@rbli



@RoyalBritishLegionIndustries



@rblicharity



Scavenger Hunt

HOW MANY ITEMS CAN YOU FIND AROUND
YOUR HOME?

- COLOURED PAPER
- STRING/RIBBON
- PLASTIC CUP
- SELOTAPE
- UNION JACK
- PAPER PLATE

NOW YOU HAVE EVERYTHING YOU
NEED FOR A VE DAY PARTY!

USE THE COLOURED PAPER,
STRING AND SELOTAPE TO MAKE
SOME BUNTING!



Post a picture of your VE Day party on social media with #RBLI or tag us:



@rbli



@RoyalBritishLegionIndustries



@rblicharity


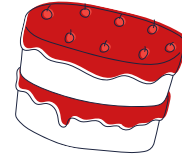


Weekly Challenge

MAKE YOUR OWN EGGLESS SPONGECAKE!

INGREDIENTS

6OZ SELF-RAISING FLOUR
1 LEVEL TEASPOON OF BAKING POWDER
(OR PLAIN FLOUR WITH 3 TEASPOONS OF BAKING POWDER IF YOU DON'T HAVE SELF-RAISING FLOUR)
2 ½OZ MARGARINE
2OZ SUGAR
1 LEVEL TABLESPOON OF GOLDEN SYRUP
¼ PINT OF MILK
JAM FOR THE MIDDLE



METHOD

1. Preheat the oven to 160 degrees.
2. Sieve the flour and baking powder.
3. Beat the margarine, sugar and golden syrup until light, add a little of the flour and then a little of the liquid.
4. Repeat this process until you have a smooth mixture.
5. Grease two 7in tins and divide the mixture between them.
6. Bake for approximately 20 minutes, or until the centre is cooked. (Put a knife into the cake and pull it out, if it comes out clean - the cake is ready!)
7. Leave to cool.
8. When cooled, slather the jam on top of one of the cakes and put the other on top.



EGGS WERE RATIONED DURING THE WAR SO PEOPLE HAD TO BE CREATIVE WITH THEIR RECIPES!

Post a picture of your cake on social media with #RBLI or tag us:



@rbli



@RoyalBritishLegionIndustries



@rblicharity



Dance-a-long

LEARN THE CHARLESTON STROLL WITH US
AND DO YOUR OWN DOORSTEP DANCE ON
VE DAY!

THANKS TO MEDWAY LINDYHOPPERS FOR THEIR HELP!

CATCH ELLIOT FROM MEDWAY LINDYHOPPERS ON OUR FACEBOOK LIVE ON
WEDNESDAY 29TH APRIL 8PM

1. Tap right foot in front
2. Place right foot behind left foot
3. Tap left foot behind right foot
4. Replace left foot in front of right foot
5. Repeat steps 1-4
6. Two taps to the right side with right foot
7. Grapevine to left (step behind with right foot, open with left foot, step in front with right foot)
8. Two taps to the left side with left foot
9. Grapevine to right, ending with a quarter turn to the right (clockwise) to face new wall
10. REPEAT



THE CHARLESTON STROLL WAS A VERY POPULAR DANCE
DURING THE 1940S!

Post a video of your stroll on social media with #RBLI or tag us:



@rbli



@RoyalBritishLegionIndustries



@rblicharity